
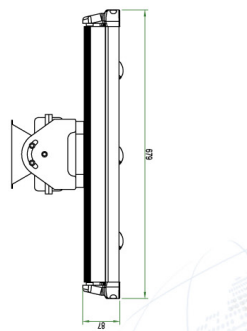
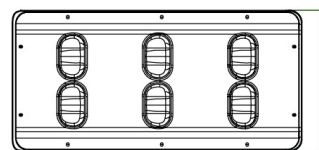


KS-6

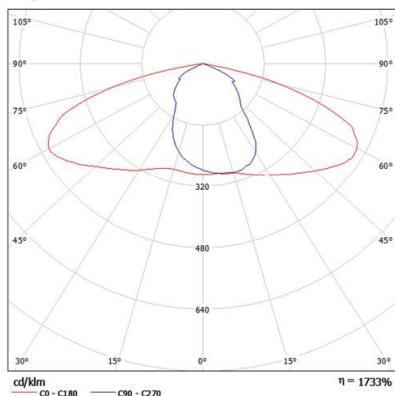
210-300w

Projector em alumínio injectado, desenhado com **4 lentes focalizadoras** e destinado a pistas desportivas e industrias.

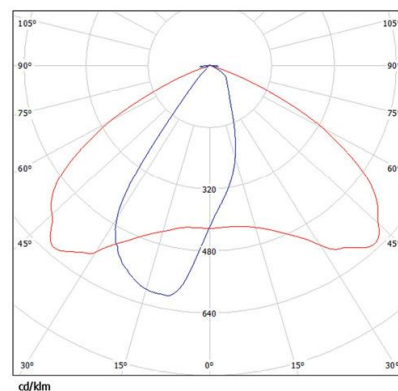
- BAIXO CONSUMO
- ARRANQUE INSTANTÂNEO
- ATÉ 75% DE POUPANÇA DE ENERGIA
- REDUÇÃO DE 75% DE EMISSÃO DE CO₂
- 50.000 HORAS DE VIDA ÚTIL
- FABRICADO SEM SUBSTÂNCIAS NOCIVAS



/A: OPTICA ASIMETRICA DISPERSORA



/B: OPTICA ASIMETRICA SEMIDISPERSORA



TECHNICAL CHARACTERISTICS OF THE STREETLAMP													
REFERENCE	LENS	TENSION ENTRY	COLOR TEMPERATURE K	WATTS STREETLAMP	LUMENS Lm	CONSTRUCTION STREETLAMP	SYSTEM LIGHTING	SHELF LIFE	WORKING TEMPERATURE	EFFICIENCY	DEGREE GIVES PROTECTION IP	DIMENSIONS STREETLAMP	WEIGHT
KS-6/210/4.5	/A	90 - 265 Vac	4.500 k	210W	21.000 Lm	INJECTED ALUMINUM	6 MICROLED PLUS 36 Vdc	50.000 HOURS	- 40° C ~ + 55° C	92 %	IP65	679 x 330 x 87 mm	12,8 kg
	/B												
KS-6/240/4.5	/A	90 - 265 Vac	4.500 k	240W	24.000 Lm	INJECTED ALUMINUM	6 MICROLED PLUS 36 Vdc	50.000 HOURS	- 40° C ~ + 55° C	92 %	IP65	679 x 330 x 87 mm	12,8 kg
	/B												
KS-6/270/4.5	/A	90 - 265 Vac	4.500 k	270W	27.000 Lm	INJECTED ALUMINUM	6 MICROLED PLUS 36 Vdc	50.000 HOURS	- 40° C ~ + 55° C	92 %	IP65	679 x 330 x 87 mm	12,8 kg
	/B												
KS-6/300/4.5	/A	90 - 265 Vac	4.500 k	300W	30.000 Lm	INJECTED ALUMINUM	6 MICROLED PLUS 36 Vdc	50.000 HOURS	- 40° C ~ + 55° C	92 %	IP65	679 x 330 x 87 mm	12,8 kg
	/B												





Contacte-nos: